











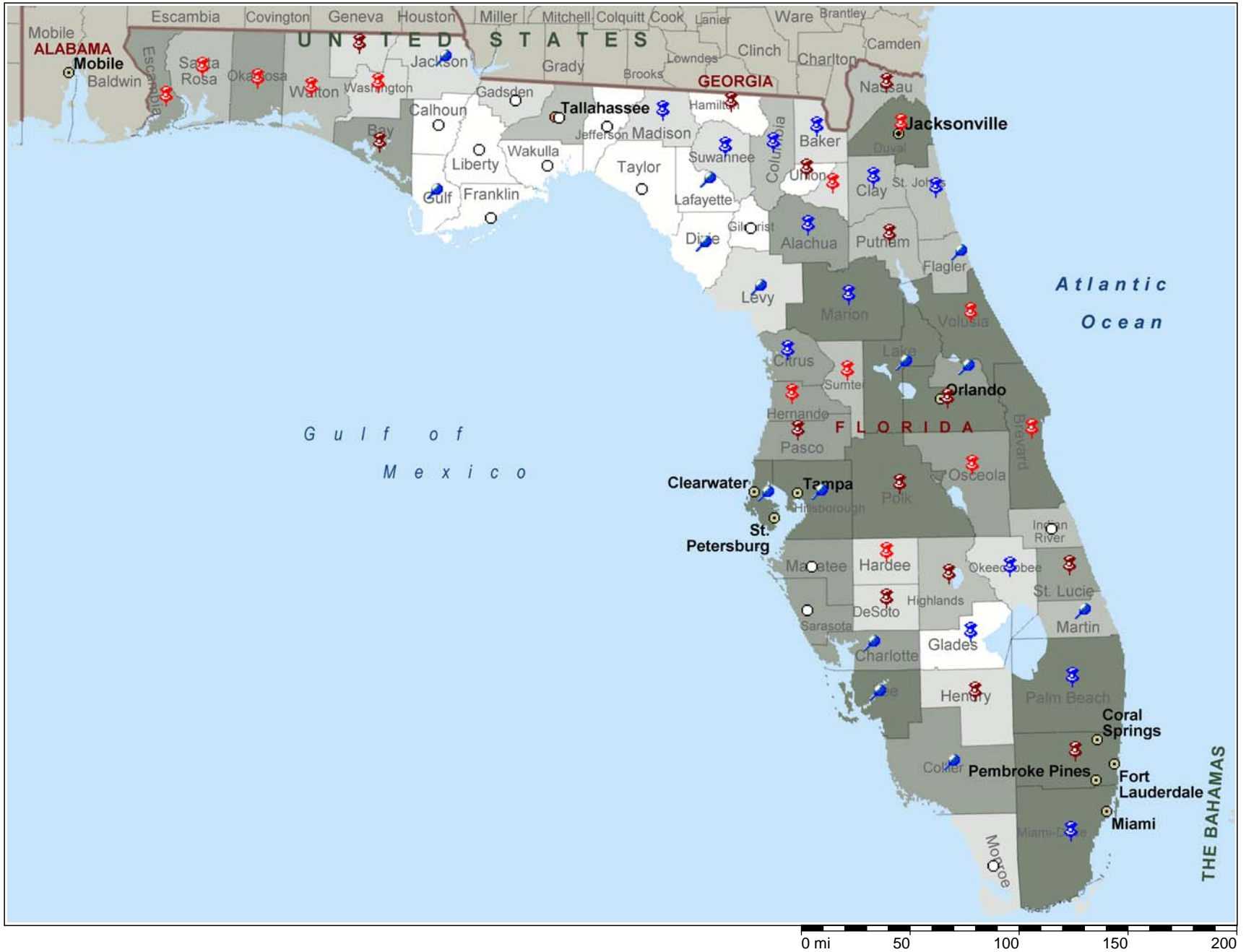
Medicare CKD Aged 18_75 By County (Jul. 2008)

%CKD by County

-  4.1% to 7.0%
-  3.7% to 4.0%
-  3.3% to 3.6%
-  2.7% to 3.3%
-  1.8% to 2.7%

#CKD by County

-  1,650 to 3,960
-  650 to 1,649
-  230 to 649
-  70 to 229
-  10 to 69



Copyright © 1988-2003 Microsoft Corp. and/or its suppliers. All rights reserved. <http://www.microsoft.com/mappoint>
 © Copyright 2002 by Geographic Data Technology, Inc. All rights reserved. © 2002 Navigation Technologies. All rights reserved. This data includes information taken with permission from Canadian authorities © 1991-2002 Government of Canada (Statistics Canada and/or Geomatics Canada), all rights reserved.